

Model Program Book

COMMUNITY SERVICE PROJECT



Designed & Developed by



**ANDHRA PRADESH
STATE COUNCIL OF HIGHER EDUCATION**

[A STATUTORY BODY OF GOVERNMENT OF ANDHRA PRADESH]

PROGRAM BOOK FOR COMMUNITY SERVICE PROJECT

Name of the Student: Goshi, Anil

Name of the College: MBS AV. N. College

Registration Number: 720 130 80 5025

Period of CSP: From: 12/9/22 To: 12/11 (2022)

Name & Address of the Community / Habitation :

Andhara University

YEAR

**SURVEY ON WATER POLLUTION USED BY PEOPLE AT NTR
COLONY AND PORT AREAS**

BY

GORLI ANIL

REGD.NO:: 720130805025



Estd : 1860

**PROJECT WORK SUBMITTED TO MRS. A.V.N COLLEGE,
AFFILIATED TO ANDHRA UNIVERSITY, VISAKHAPATNAM FOR
THE PARTIAL FULFILMENT OF DEGREE OF**

BACHELOR OF SCIENCE

2020 – 2023

DECLARATION

I, GORLIANIL , Student of BSc – M.P.C , Mrs. A.V.N College, affiliated to Andhra University here by declared that this project entitled “ **Survey on Screening report of WATER POLLUTION at PORT area**” is a genuine work carried out by me under the guidance of **MSS.V.PADMINI** lecturer in Chemistry , MRs A.V.N College, Visakhapatnam, Andhra Pradesh. Furthermore, this project work was not submitted to any other institution or University for awarding any Degree.

DATE:

PLACE: Visakhapatnam

student

Name & Signature of the

Instructions to Students for Community Service Project

Please read the detailed Guidelines on Community Service Project hosted on the website of AP State Council of Higher Education <https://apsche.ap.gov.in>

Link:

<https://apsche.ap.gov.in/Pdf/Guidelines%20for%20the%20OJT%20Internship%20Community%20Service%20Project.pdf>

1. It is mandatory for all the students to complete 2 months (180 hours) of Community Service Project as a part of the 10-month mandatory internship/on the job training.
2. Consider yourself a committed volunteer in the community, you work with.
3. Every student should identify the village/community/habitation for Community Service Project (CSP) in consultation with the College Principal/the authorized person nominated by the Principal.
4. Report to the community/habitation as per the schedule given by the College. You must make your own arrangements for transportation to reach the community/habitation.
5. You will be assigned a Faculty Guide from your College. He/She will be creating a WhatsApp group with your fellow volunteers. Post your daily activity done and/or any difficulty you encounter during the programme.
6. You should maintain punctuality in attending the CSP. Daily attendance is compulsory.
7. You are expected to learn about the community/habitation and their problems.
8. Know the leaders and the officials of the community/habitation.
9. While in the project, always wear your College Identity Card.
10. If your College has a prescribed dress as uniform, wear the uniform daily.
11. Identify at least five learning objectives in consultation with your Faculty Guide. These learning objectives can address:
 - Information about the community, including the realities and

problems of the society.

- Need for creating awareness on socially relevant aspects/programs.
 - Acquiring specific Life Skills.
 - Learning areas of application of knowledge and technologies related to your discipline.
 - Identifying developmental needs of the community/habitation.
12. Practice professional communication skills with team members, and with the leaders and officials of the community. This includes expressing thoughts and ideas effectively through oral, written, and non-verbal communication, and utilizing listening skills.
 13. **Be regular in filling up your Program Book. It shall be filled up in your own handwriting. Add additional sheets wherever necessary.**
 14. At the end of Community Service Project, you shall be evaluated by the person in-charge of the community/habitation to whom you report to.
 15. There shall also be an evaluation at the end of the community service by the Faculty Guide and the Principal.
 16. Do not indulge in any political activities.
 17. Ensure that you do not cause any disturbance to the inhabitants or households during your interaction or collection of data.
 18. Be cordial but not too intimate with the people you come across during your service activities.
 19. You should understand that during this activity, you are the ambassador of your College, and your behavior during the community service programme is of utmost importance.
 20. If you are involved in any discipline related issues, you will be withdrawn from the programme immediately and disciplinary action shall be initiated.
 21. Do not forget to keep up your family pride and prestige of your College.
 22. Remember that you are rendering valuable service to the society and your role in the community development will become part of the history of the community.

Community Service Project Report

Submitted in accordance with the requirement for the degree of.....

Name of the College: MRS. A.V.N. College

Department:- Chemistry

Name of the Faculty Guide:

Duration of the CSP: From 12/9/22 To 12/11/22

Name of the Student: Gorli. anil

Programme of Study: water pollution

Year of Study: 2020 - 2023

Register Number: 720130805025

Date of Submission:

MRS. A.V.N COLLEGE



Estd : 1860


VISAKHAPATNAM – 530001

ANDHRA PRADESH

CERTIFICATE

This is to certify that project entitled as "Survey of screening report on Water pollution at Port area" is Bonfide work done by **GORLI ANIL**

(Regd.no:720130805025), BSc – M.P.C student under my guidance. I certify that the project work done by him/her is original and has not been submitted to any other information.


(M. Simhadri Naidu)
Mrs. A.V.N. COLLEGE
VISAKHAPATNAM
PRINCIPAL


(V.PADMINI)
MENTOR

Student's Declaration

I, G. Anil, a student of M.P.C Program,
Reg. No. 720130805027 of the Department of Chemistry
MRS. A.V.N. College College do hereby declare that I have completed
the mandatory community service from 12/9/22 to 12/11/22 in
Pait area (Name of the Community/Habitation) under the Faculty
Guideship of V. Padma (Name of the Faculty Guide), Department
of English in College

G. Anil
(Signature and Date)

Endorsements

V. Padma

Faculty Guide

[Signature]
Head of the Department

[Signature]
Principal
MRS. A.V.N. COLLEGE
VISAKHAPATNAM

Certificate from Official of the Community

This is to certify that G. Anil (Name of the Community
Service Volunteer) Reg. No 210130805016 of DJSC A.V.N. COLLEGE (Name of
the College) underwent community service in
part area (Name of the Community) from 12/9/22 to
12/11/22. The overall performance of the Community Service Volunteer during
his/her community service is found to be _____ (Satisfactory/Good).

Authorized Signatory with Date and Seal

Acknowledgements

It is really a matter of pleasure for me to get an opportunity to thank all the persons who contributed directly or indirectly to the successful completion of project report on water pollution.

pollution

Also I am thankful to my faculty guide from Mrs A.V.N college

visalakshmi for being a source of support during this training period.

- CHAPTER 1: EXECUTIVE SUMMARY

The community service report shall have only a one-page executive summary. It shall include a brief description of the Community and summary of all the activities done by the student in CSP and five or more learning objectives and outcomes.

N.T.R colony is located in Vishakhapatnam district in the state of Andhra Pradesh of India.

Water pollution is any chemical physical change in the quality of water that has harmful - effect of water pollution water pollution

Source is oxygenic manure waste mine drainage medium washing powder water pollution

Nutrient pollution which includes nitrate phosphate is leading type of contamination in fresh water.

The present study "water pollution in NTR colony" about to list out the past city Vishakapatnam which have several types of water pollution are

These industrial site water water pollutions are these industrial sites waste water would be major con. another cause include to water pollution

The whole colony was divided into 70 quadrates of 700 x 400 meters. The buildings untreated waste water directly contribute. chloromphenicol typhoid fever and gastro virus

CHAPTER 2: OVERVIEW OF THE COMMUNITY

About the Community/Village/Habitation including historical profile of the community/habitation, community diversity, traditions, ethics and values.

Brief note on Socio-Economic conditions of the Community/Habitation.

N.T.R colony is located in Vishakhapatnam district in the state of Andhra Pradesh India.

Water-pollution is any chemical physical change in the quality of water that has harmful effect

of water pollution water pollution sources is oxygenate - mordant waste min

water pollution occurs when harmful substances often chemicals or microorganisms - contaminate a stream river, lake, ocean, aquifer, or other body of water, degrading water quality and rendering it toxic to humans or the environment.

This widespread problem of water pollution is jeopardizing our health. Unsafe water kills more people each year than war and all other forms of violence combined. Meanwhile our drinkable water source is finite. Less than 1 percent of the earth's freshwater is actually accessible to us. Without action the challenge will only increase by 2050 when global demand for fresh water is expected to be one-third greater than it is now. Used water is wastewater. It comes from our sink, shower, and toilet, and from commercial, industrial, and agricultural activities. This term also includes stormwater runoff, which occurs when rainfall carries road, salt, oil, grease, chemicals, and debris from impervious.

CHAPTER 3: COMMUNITY SERVICE PART

Description of the Activities undertaken in the Community during the Community Service Project. This part could end by reflecting on what kind of values, life skills, and technical skills the student acquired.

In this area water pollution degrades the quality of the water in the water bodies many diseases can spread of through waste water cause the disease of fever malaria. water with increase in the amount of organic waste in water bacteria use up the available oxygen.

Surface water and ground water are both important sources for community water supply needs.

waste water directly contributes cholera typhoid fever for water pollution causes some diseases.

water pollution can be defined as the contamination of water bodies water

radioactive waste and.

The main causes of water pollution are attributed to

- Industrial activities
- * Urbanization
- Religion and social practices
- * Agricultural runoff
- Accidents

water pollution happens when toxic substances enter water bodies such as lakes, rivers, oceans, and so on getting dissolved in them. lying







suspended in water pollution has damaging

effects on the environment, humans, plants, and

animals. pollution can occur if you

business discharges substance into surface water.

ACTIVITY LOG FOR THE FIRST WEEK

Day & Date	Brief description of the daily activity	Learning Outcome	Person In-Charge Signature
Day -1	Visited the study area and divided into colony bound division	learned about water pollution types.	
Day -2	Identify and tabulated the list of home members	Studied types of pollution wastage	
Day -3	Identify and tabulate the number of members the line 1 and 2	we locate the storage of water bodies	
Day -4	Identify and tabulate the colony in line 3, 4	we observed rate of water bodies pollution	
Day -5	Identify and the members list of 5th line	Studied water pollution of cause	
Day -6	Studied the abundance of water pollution in whole one of ntr colony	learned identification of water pollution	

WEEKLY REPORT

WEEK - 1 (From Dt..... to Dt.....)

Objective of the Activity Done:

Detailed Report:

The waste from house hold factories or agricultural lands gets discharged into rivers and lakes. This waste can either be in the form of liquid waste or garbage or sewage. The harmful chemical coming out of this waste can damage aquatic life.

Not just the aquatic life even when the human end up drinking polluted water they make themselves vulnerable to various life threatening illnesses like hepatitis, cholera typhoid and many other water borne disease.

ACTIVITY LOG FOR THE SECOND WEEK

Day & Date	Brief description of the daily activity	Learning Outcome	Person In-Charge Signature
Day-1	The data obtained in 1 st week is tabulated and studied.	learned about water pollution in the community area.	G.S. vaid
Day-2	using the data and awareness camp has been conducted in the community	learned about how to make a campaign	G.S. vaid
Day-3	By the campaign water awareness about the water pollution	learned about various threats being by pollution community area.	G.S. vaid
Day-4	The campaign has been continued and created awareness about the value of	learned about various threats being by pollution community area	G.S. vaid
Day-5	The campaign has been continued and created awareness about increasing water pollution in area	learned about various threats being by pollution in community area.	G.S. vaid
Day-6	The campaign has been continued and created awareness about protective measure of plastic waste.	learned about protective measure to be taken to reduce of water pollution.	G.S. vaid

WEEKLY REPORT

WEEK - 2 (From Dt..... to Dt.....)

Objective of the Activity Done:

Detailed Report:

The pollution happens when water flowing down streams get contaminated at different points. Rivers may get polluted by sewage and industrial effluent waste water goes in the ocean, rivers etc.

In the fact water especially fresh water is one of the most important elements in the world however with the increasing level of water pollution

The oxygen level in polluted water is lower this causes the death of several organisms. Drinking water should be safe for consumption water is required in the body and depends on several factors including maintaining health.

ACTIVITY LOG FOR THE THIRD WEEK

Day & Date	Brief description of the daily activity	Learning Outcome	Person In-Charge Signature
Day-1	The data obtained 1 st and 2 nd week is analysed.	Learn about how to prepare a data analysis	A. N...
Day-2	The analysed data is written on the paper in required manner	Learn about methods of data presentation	S. Srinu
Day-3	The pictures have been collected which were taken during competition	Learn about methods of data presentation	P. Babu
Day-4	Information obtained is updated in the & were prepared	Learn about preparation of Tabular forms	G. Anu
Day-5	Information obtained is updated in the data report	Learn about information updated in the report	A. Ananth
Day-6	The reported data self verified are again	Learn about how to prepare and report data analysed	Chamitha

WEEKLY REPORT

WEEK - 3 (From Dt..... to Dt.....)

Objective of the Activity Done:

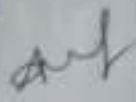

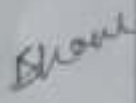



Detailed Report:

Water pollution is the cause of our undisciplined action and irresponsibility. We human are only creating problems that can eventually water is essential to our body.

If cause such sickness and disease that will badly affect our health. Let us not destroy it nor pollute it. We need and we should help save our mother nature.

The pollution happens when water flowing down stream get contaminated at different point. Water not only our thirst but also plays a vital role in keeping us healthy.

ACTIVITY LOG FOR THE FORTH WEEK

Day & Date	Brief description of the daily activity	Learning Outcome	Person In-Charge Signature
Day-1	The community project report programme book was downloaded and printout has been	people in shivaldi gram wing miredali to drink	
Day-2	The data obtained and prepared literature were entered in the program book	chhatta should be created.	
Day-3	The picture taken during project was printed and fixed in the program book	Awareness should be created in N.T.R colony	
Day-4	The picture taken during project were printed and fixed in the program book	people are in N.T.R colony are using filter	
Day-5	The programme book paper was arranged in order and verified one again	people are suffering w/ the disease due to drinking	
Day-6	The programme book has given for binding pale wote	people are affordable to drink municipal water.	

WEEKLY REPORT

WEEK - 4 (From Dt..... to Dt.....)

Objective of the Activity Done:

Detailed Report:

Ground water it is a source of a water that is under the land surface. It is accessible by well, tube well, and hand pump.

Surface water this type of source is found on the surface of the earth like ponds, rivers etc.

Rainwater: It is the major source of water from water chlorination and chloramines are the major used in public water system.

Safe and readily available drinking water is key to public health. Community water systems and water safety plans are important ways to ensure the health of a community.

ACTIVITY LOG FOR THE FIFTH WEEK

Day & Date	Brief description of the daily activity	Learning Outcome	Person In-Charge Signature
Day - 1	few people are drinking mineral water in Shivajyam	people in N-T-R colony purifying mineral water	navel
Day - 2	some people are drinking the municipal water	Drinking municipal water in that area.	Shanua
Day - 3	many people are affordable to drink the ground water	They are affordable to drink the ground water	cha
Day - 4	some people are suffering with joint pain by drinking water	Drinking polluted water	are
Day - 5	many people are taking poor water quality in N-T-R colony	good. appliances are should be used.	are
Day - 6	many people are getting the water from outside due to water pollutant	awareness should be created here. N-T-R colony	are

CHAPTER 5: OUTCOMES DESCRIPTION

Details of the Socio-Economic Survey of the Village/Habitation Attach the questionnaire prepared for the survey.

Oxygen - depletion pollution:-

Another consequence of algal blooms is their consumption of oxygen supply. This means that those species which depend upon oxygen to survive are killed off while anaerobic ones thrive. Some anaerobic microorganisms are capable of producing ammonia sulphides and other harmful toxins which can make the water even dangerous to animals and humans too.

Surface water pollution:-

Referring to all water source above ground such as rivers, lakes, sea and oceans, surface water pollution can occur both naturally, accidentally and intentionally.

Describe the problems you have identified in the community

- * N.T.R colony is rich in water resources have several benefits values most of the people in the area don't know their values.
- due to this they are trying to protect them
- * The people in this study area seeing several valuable resources contaminated due to this improper conservation
- * Due to insufficient knowledge the people in the area are trying to convert the plants and tested out pure water sources
- * In the area of N.T.R colony people don't know the value of water

Short-term and long-term action plan for possible solutions for the problems identified and that could be recommended to the concerned authorities for implementation.

Since the water pollution in the studied area are high level and their quantity is being storage there is a necessity to conserve these type of conserving the water sources.

* pick up litter and throw it away in garbage can.

* blow or sweep fertilizer back onto the grass if it gets onto paved areas don't put fertilizer on the grass right before it rains. the chemicals will into storm drains and water ways

* wash car, vehicle, or outdoor equipment when it can flow to gravel or grassy area instead of a street

* mulch or compost grass or yard waste

Description of the Community awareness programme/s conducted w.r.t the problems and their outcomes.

The whole colony was facing the problem of water pollution. These people effected of these pollution side effects like pain and vomiting, typhoid etc. Some of the people facing calcium deficiency and iron deficiency problem children and adults are also facing health issues for water pollution of drinking water.

The solution of this problem one and only awareness about water importance and how to pollution avoid resources and to save our water bodies.

Report of the mini-project work done in the related subject w.r.t the habitation/village.

A mini-project work in the related subject w.r.t the habitation/village. (For ex., a student of Botany may do a project on Organic Farming or Horticulture or usage of biofertilizers or biopesticides or effect of the inorganic pesticides, etc. A student of Zoology may do a project on Aquaculture practices or animal husbandry or poultry or health and hygiene or Blood group analysis or survey on the Hypertension or survey on the prevalence of diabetes, etc.

The Report shall be limited to 8-10 pages.

water pollution :-

water pollution is the contamination of water in water bodies such as rivers oceans lakes and swamps, this means that some toxic substances have built up in water to extent of causing problems to people animals and plants.

so whether or not water is considered to be polluted will depend on what that water was going to be used for.

Causes of water pollution

There are number causes of water pollution the main ones are listed below Types of sources.

① Point source?

- It is directly to be to influence here pollutant travels directly from source to water
- Point source are easy to regulate.
- The main source of water pollution are as follow
- community waste water, include discharges from houses commercial and industrial establishments connect to public sewerage system.

② Industrial waste: The industries discharge
several inorganic and organic pollution
which may have highly toxic to the living
being.

③ Agricultural source:

* Fertilizers contain major plant nutrients
Such as nitrogen, phosphorus, and potassium.

* Excess Fertilizer so many reach the
ground water by leaching or may be
mixed with surface water of rivers, lakes
and ponds by runoff and drainage.

* Pesticides include insecticides, fungicides,
herbicides, nematocides, rodenticides and
soil fumigants. They contain a wide
range of chemicals such as chlorinated hydro-
carbon.

④ underground water pollution

* In India at many places, the ground water is threatened with contamination due to seepage from industrial and municipal waste to land effluent, sewage channel, and agricultural run off.

⑤ marine pollution

* Oceans are the ultimate sink of all natural and manmade pollutants.

* Rivers discharge their pollutants into the sea. The sewage and garbage of coastal cities are also dumped into the sea.

⑥ Garbage: Plastics are non-biodegradable materials. Plastic clag water bodies and contaminate water.

⑦ Urbanization: Urbanization is a key factor increasing the amount of water pollution.

⑧ Dumping solid waste: Humans often carelessly dump their trash in the seashore near rivers.

⑨ Oil-spills: Accidental oil spills have devastating effect on seas.

⑩ Dissolved solid waste: Human polluting gases in the air can dissolve into salt and fresh water and pollute it.

Control measures:-

- * Repairian pipes
- * Recycle.
- * Treatment of sewage water and the industrial effluents should be done before releasing it into water bodies.
- * Hot water should be cooled before release from the power plants.
- * Domestic cleaning in tanks streams and rivers which supply drinking water should be prohibited.

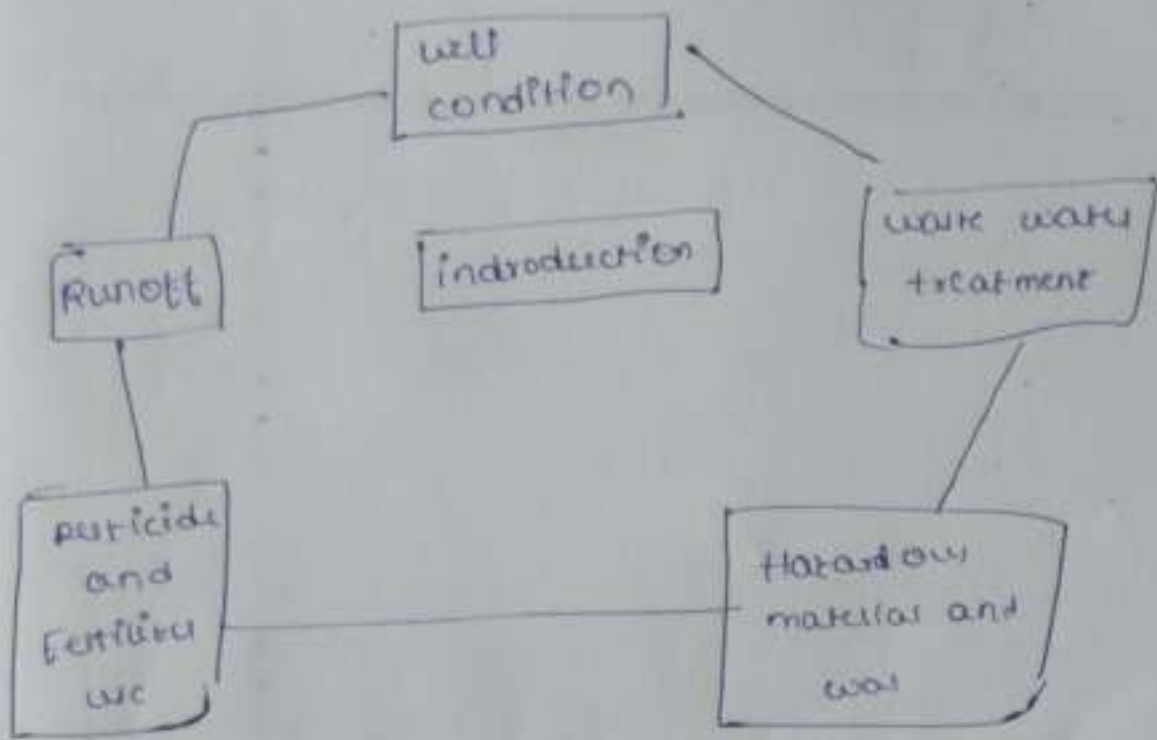
Ground-water pollution:-

- * Any addition of undesirable substance to ground-water caused by known activities is considered to the contamination it has

It has been assumed that contaminants left on or under ground will stay there.

Source of ground water pollution:-

- x most concern over ground water contamination has centered on pollution associated with human activities
- x Human ground water contamination has centered on to waste disposal system and
- x municipal wastes water waste water impoundments and spreading of sludge, brine, disposed from the petroleum industry.
- x mine waste dump - cell herbicides and animal waste are agricultural source of ground.



Student Self-Evaluation for the Community Service Project

Student Name: Goril antl
Registration No: 220130305025
Period of CSP: From: To:
Date of Evaluation:

Please rate your performance in the following areas:

Rating Scale: Letter grade of CGPA calculation to be provided

1	Oral communication	1	2	3	4	5
2	Written communication	1	2	3	4	5
3	Proactiveness	1	2	3	4	5
4	Interaction ability with community	1	2	3	4	5
5	Positive Attitude	1	2	3	4	5
6	Self-confidence	1	2	3	4	5
7	Ability to learn	1	2	3	4	5
8	Work Plan and organization	1	2	3	4	5
9	Professionalism	1	2	3	4	5
10	Creativity	1	2	3	4	5
11	Quality of work done	1	2	3	4	5
12	Time Management	1	2	3	4	5
13	Understanding the Community	1	2	3	4	5
14	Achievement of Desired Outcomes	1	2	3	4	5
15	OVERALL PERFORMANCE	1	2	3	4	5

Date:

G. Antl
Signature of the Student

Evaluation by the Person in-charge in the Community/Habitation

Student Name:

Gorti. anil

Registration No:

720130805025

Period of CSP: From: To:

Date of Evaluation:

Name of the Person in-charge:

Address with mobile number: 630353145 NTR Colony part 2-5th/

Please rate the student's performance in the following areas:

Please note that your evaluation shall be done independent of the Student's self-evaluation

Rating Scale: 1 is lowest and 5 is highest rank

1	Oral communication	1	2	3	4	5
2	Written communication	1	2	3	4	5
3	Proactiveness	1	2	3	4	5
4	Interaction ability with community	1	2	3	4	5
5	Positive Attitude	1	2	3	4	5
6	Self-confidence	1	2	3	4	5
7	Ability to learn	1	2	3	4	5
8	Work Plan and organization	1	2	3	4	5
9	Professionalism	1	2	3	4	5
10	Creativity	1	2	3	4	5
11	Quality of work done	1	2	3	4	5
12	Time Management	1	2	3	4	5
13	Understanding the Community	1	2	3	4	5
14	Achievement of Desired Outcomes	1	2	3	4	5
15	OVERALL PERFORMANCE	1	2	3	4	5

Date:

Signature of the Supervisor

PHOTOS & VIDEO LINKS





Dr. [Name] is a [Title] at [Institution]. He has been [Action] in [Location].



Dr. [Name] is a [Title] at [Institution]. He has been [Action] in [Location].



Dr. [Name] is a [Title] at [Institution]. He has been [Action] in [Location].



Dr. [Name] is a [Title] at [Institution]. He has been [Action] in [Location].



EVALUATION

Internal Evaluation for the Community Service Project

Objectives:

- To facilitate an understanding of the issues that confront the vulnerable / marginalized sections of society.
- To initiate team processes with the student groups for societal change.
- To provide students an opportunity to familiarize themselves with the urban / rural community they live in.
- To enable students to engage in the development of the community.
- To plan activities based on the focused groups.
- To know the ways of transforming society through systematic programme implementation.

Assessment Model:

- There shall only be internal evaluation.
- The Faculty Guide assigned is in-charge of the learning activities of the students and for the comprehensive and continuous assessment of the students.
- The assessment is to be conducted for 100 marks.
- The number of credits assigned is 4. Later the marks shall be converted into grades and grade points to include finally in the SGPA and CGPA.
- The weightings shall be:
 - Activity Log 20 marks
 - Community Service Project Implementation 30 marks
 - Mini Project Work 25 marks
 - Oral Presentation 25 marks
- Activity Log is the record of the day-to-day activities. The Activity Log is assessed on an individual basis, thus allowing for individual members within groups to be assessed this way. The assessment will take into consideration the individual student's involvement in the assigned work.
- While evaluating the student's Activity Log, the following shall be considered-
 - a. The individual student's effort and commitment.
 - b. The originality and quality of the work produced by the individual student.
 - c. The student's integration and co-operation with the work assigned.
 - d. The completeness of the Activity Log.
- The assessment for the Community Service Project implementation shall include the following components and based on Weekly Reports and

Outcomes Description

- a. Details of the Socio-Economic Survey of the village/habitation.
- b. Problems identified.
- c. Community Awareness Programs organized.
- e. Suggested Short-Term and Long-Term Action Plan.

MARKS STATEMENT
(To be used by the Examiners)

Page No:

INTERNAL ASSESSMENT STATEMENT

Name Of the Student:

Programme of Study:

Year of Study:

Group:

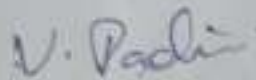
Register No/H.T. No:

Name of the College:

University:

SLNo	Evaluation Criterion	Maximum Marks	Marks Awarded
1.	Activity Log	20	
2.	Community Service Project Implementation	30	
3.	Mini Project Work	25	
4.	Oral Presentation	25	
	GRAND TOTAL	100	


Date:


Signature of the Faculty Guide

Certified by

Date:

Seal:


Signature of the Head of the Department/Principal